

# T48

Compact, Series 2  
48.3 ps



# Packed with features to help accomplish your goals

Take on harder tasks in smaller spaces with the T48, proven to be durable and engineered to be efficient. This tractor is a workhorse that is easy to control in greenhouses, orchards, and more.



1. Throttle lever




2. PTO shift lever



3. Functional switch




4. Rear external  
position lever




5. External  
hydraulics control  
lever



6. Shuttle lever





#### 4-cylinder TYM diesel engine with high output

Equipped with a powerful, Tier-4 certified 4-cylinder engine, this tractor has an output comparable to utility tractors while maintaining the dimensions of a sub-compact tractor. The durable body and efficient engine come together to perform medium duty applications efficiently and productively.



#### External lever to adjust rear implements

In addition to the in-cabin controls, this tractor has an external position lever near the 3-point hitch. This allows operators to adjust an implement position as soon as it is connected, without needing to go to the cabin. This enables quick and convenient switching between implements, enhancing tractor versatility.



#### Controls to speed up, slow down, raise or lower implements

Even while the tractor is in motion, a dedicated PTO lever can be used to speed up or slow down implement rpm, while the dial can raise and lower implements at the prescribed speed.




#### Easy to open hood for convenient maintenance

The tractor hood can be opened in one motion, providing easy access to the engine and other systems for daily checks, routine service and maintenance. The side panel can also be removed easily without the need for specialized tools.



#### 3-point hitch with powerful lift capacity

The 3-point linkage on the rear has an impressive lift capacity that reaches the end ball joints. The rear PTO control can be used to adjust rpm based on the task, increasing it for more intensive applications like slashing and digging.



#### 4-port rear hydraulic valve for add-on functions

The 4-port valve on the rear of the tractor allows implements of different functions to be controlled easily. This is particularly beneficial for applications like farming and material handling, as trailers are fit with an optional hydraulic brake.

# Technical specifications

ENGINE	
Engine manufacturer	TYM A2300
Type	Natural Aspiration
Gross engine power	48.3 ps
PTO power	35 ps   26 kW
Rated engine speed	2600 rpm
No. of cylinders	4
Displacement	139.5 cu. in.   2286 cc
Air cleaner	Dual Dry
Alternator	12V, 70A
Fuel system	IDI
POWERTRAIN	
Transmission type	Mechanical
No. of speeds	F12 x R12
Max. traveling speed	14.9 mph   24.0 km/h
Brakes	Wet Disc
Steering	Hydrostatic
Clutch	Dry disk
CAPACITIES	
Fuel tank	9.0 gal   34 L
Coolant	6.9 qt   6.5 L
Crankcase	6.8 qt   6.4 L
Transmission/Hydraulics system	8.5 gal   32 L
Front axle	2.17 qt   8.21 L

PTO	
PTO type	Independent
PTO control	Electric/Hydro
PTO rear	18/25
HYDRAULIC SYSTEM	
Pump type	Dual Gear Pump
Implement flow	7.66 gpm   29 lpm
Steering flow	4.25 gpm   16.088 lpm
Total flow	11.91 gpm   45.08 lpm
Category, 3-point hitch	Cat1
Hitch lift capacity	2689.63 lb   1220 kg
Hitch lift capacity at 24 inches behind link ends	1764 lb   673 kg
Lift control type	Position
No. of standard remote valves	4
DIMENSIONS & WEIGHTS	
Overall length with 3-point hitch	126.77 in.   3220 mm
Overall width	54.5 in.   1330 mm
Wheelbase	84.84 in.   2155 mm
Height to top of ROPS	100.78 in.   2560 mm
Min. ground clearance	13.58 in.   345 mm
Min. turn radius with brakes	106.7 in.   2710 mm
Min. turn radius without brakes	117.5 in.   2985 mm
Weight with ROPS	3351.02 lb   1520 kg
Weight with cab	3607 lb   1636 kg
Track width	F: 1140 mm / R: 1040 mm
STANDARD TIRES	
Agricultural - Front	7 - 16
Agricultural - Rear	11.2 - 24



# LX554E Front-End Loader

## Attachments

The TYM LX554E front-end loader raises the bar in material handling and productivity. Providing an impressive lift height and capacity, the LX554E complements the power and performance of its compatible TYM T48 compact tractor.

Lift height	110.4 in. / 2805 mm
Lift capacity	2415 lb / 1095 kgf
Self leveling	Available

CAPACITIES & REACH	
Lift height	110.4 in.   2805 mm
Max. lift height under level bucket	101.9 in.   2589 mm
Clearance with bucket dumped	81.1 in.   2061 mm
Reach at maximum lift height	1.0 in.   27 mm
Max. dump angle	78°
Reach with bucket on ground	67.9 in.   1724 mm
Max. rollback angle	45°
Digging depth	6.9 in.   175 mm
Lift capacity	2415 lb   1095 kgf
Breakout force at ground level, pivot points	5027 lb   2280 kgf
Bucket rollback force at ground line	4510 lb   2046 kgf
Self leveling	Available
Relief valve setting (Loader control valve)	2347 psi   165 kg/sq. cm



DIMENSIONS & WEIGHTS	
Overall height in carry position	60.2 in.   1528 mm
Depth of Attachment (to the back of the inner shell)	21.6 in.   549 mm
Height of Attachment	20.1 in.   510 mm
Length of Attachment (to pivot point)	26.2 in.   665 mm
Weight of boom & quick attach mechanism (1)	531 lb   241 kg
Weight of mounting frame (2)	324 lb   147 kg
Weight of bucket (3)	250 lb   114 kg
Loader total weight (1+2+3)	1106 lb   502 kg
Lift cylinder	2.8x1.6 in.   60x35 mm
Bucket cylinder	2.8x1.6 in.   60x35 mm
Attachment used for specification	61.8 in.   1570 mm

CYCLE TIMES	
Boom raising time	6.4 sec
Boom lowering time	3.6 sec
Bucket rollback time	4.8 sec
Bucket dumping time	3.2 sec

### COMPATIBLE BUCKET SIZES

TYM's multi-purpose buckets are capable of bulldozing, scraping, loading, metering, moving, and clamping material.

66" Front-End Loader bucket

# Upgrades for the Series 2, T48

Complement the capabilities of your TYM tractor with compatible accessories and options.

## Accessories

Front counterweights



## Options



# Designed for your world

TYM creates tractors that bring together alluring form, advanced function and accessible value. Through Korean expertise in design, engineering and manufacturing, the company helps owners overcome every obstacle as they shape the world around them.

Headquartered in Korea with distribution across North America, Europe, and Asia, and assembly operations in the USA, TYM has been empowering customers for over 70 years.

[www.tym.world](http://www.tym.world)