

K58

Compact, Series 3
58 ps



Packed with features to help accomplish your goals


Centered around its powerful 58 PS turbo engine and functionality features, the K58 delivers value and performance. The standard package provides comforts as well as efficient work.



1. High-quality seat with armrests



2. Power shuttle




3. De-clutch




4. Implement height control



5. Electronic lift control



6. Loader joystick



4-cylinder high-output TYM diesel engine

Equipped with a powerful 4-cylinder engine, the tractor maintains a compact size while boasting a similar output to a medium-sized tractor. The durable body and efficient engine combine to efficiently and productively accomplish tasks where a medium-sized tractor is needed. This eco-friendly engine meets Stage-V emissions standards.



PTO / Back-Up / Turn-Up button

The implement automatically raises when the tractor is turning or reversing. And the PTO switches off with the touch of a button.




Seat with armrests

The comfortable driver's seat with armrests reduces fatigue.



High-capacity fuel tank

High-capacity fuel tanks allow long operating times without refueling and improves engine fuel efficiency.



High-capacity external hydraulic cylinder

A high-capacity external hydraulic cylinder usually found on utility tractors can exert up to 2 tons of lifting power.



6-port rear external hydraulic valve

The 6-port rear external hydraulic valves allows for a wide variety of implements to be installed. This allows for easy rotary tilling, plowing, and transportation of cargo with the tractor.

Technical specifications

ENGINE	
Engine manufacturer	TYM A2300T
Type	Turbocharger
Gross engine power	58 ps
PTO power	48 ps 35 kW
Rated engine speed	2600 rpm
No. of cylinders	4
Displacement	139.56 cu. in. 2287 cc
Air cleaner	Dry Element
Alternator	12V-70A
Fuel system	Indirect Injection
POWERTRAIN	
Transmission type	Synchro
No. of speeds	F24 x R24
Max. traveling speed	20.39 mph 32.83 km/h
Brakes	Wet Disc
Steering	Hydrostatic
Clutch	Wet Disc
CAPACITIES	
Fuel tank	15.32 gal 58 L
Coolant	6.23 qt 5.9 L
Crankcase	4.75 qt 4.5 L
Transmission/Hydraulics system	11.62 gal 44 L
Front axle	7.39 qt 7.0 L

PTO	
PTO type	Independent
PTO control	Electric/Hydro
PTO rear	540/750/1000
HYDRAULIC SYSTEM	
Pump type	Gear Pump
Implement flow	11.41 gpm 43.2 lpm
Steering flow	5.13 gpm 19.44 lpm
Total flow	16.54 gpm 62.64 lpm
Category, 3-point hitch	Cat 2
Hitch lift capacity	4246.103 lb 1926 kg
Hitch lift capacity at 24 inches behind link ends	3013.71 lb 1367 kg
Lift control type	Position, Draft
No. of standard remote valves	6
DIMENSIONS & WEIGHTS	
Overall length with 3-point hitch	140.55 in. 3570 mm
Overall width	68.89 in. 1750 mm
Wheelbase	78.93 in. 2005 mm
Height to top of ROPS	104.72 in. 2660 mm
Min. ground clearance	8.11 in. 460 mm
Track width	F: 1340 mm / R: 1350 mm
Min. turn radius with brakes	102.75 in. 2610 mm
Min. turn radius without brakes	120.07 in. 3050 mm
Weight with ROPS	4651.75 lb 2110 kg
STANDARD TIRES	
Agricultural - Front	9.5 - 20
Agricultural - Rear	14.9 - 28

KJA58 Front-End Loader

Attachments

The TYM KJA58 front-end loader raises the bar in material handling and productivity. Providing an impressive lift height and capacity, the KJA58 complements the power and performance of compatible TYM K58 and K58E compact tractors.

Lift height	122.6 in. / 3115 mm
Lift capacity	2072 lb / 940 kgf
Self leveling	Available

CAPACITIES & REACH	
Lift height	122.6 in. 3115 mm
Max. lift height under level bucket	114.3 in. 2902 mm
Clearance with bucket dumped	95.4 in. 2422 mm
Reach at maximum lift height	6.6 in. 168 mm
Max. dump angle	80°
Reach with bucket on ground	84.8 in. 2155 mm
Max. rollback angle	50°
Digging depth	5.1 in. 130 mm
Lift capacity	2072 lb 940 kgf
Breakout force at ground level, pivot points	2961 lb 1343 kgf
Bucket rollback force at ground line	3430 lb 1556 kgf
Self leveling	Available
Relief valve setting (Loader control valve)	2347 psi 165 kg/sq. cm



DIMENSIONS & WEIGHTS	
Overall height in carry position	65.7 in. 1670 mm
Depth of Attachment (to the back of the inner shell)	21.6 in. 549 mm
Height of Attachment	20.1 in. 510 mm
Length of Attachment (to pivot point)	26.2 in. 665 mm
Weight of boom & quick attach mechanism (1)	525 lb 238 kg
Weight of mounting frame (2)	187 lb 85 kg
Weight of bucket (3)	238 lb 108 kg
Loader total weight (1+2+3)	950 lb 431 kg
Lift cylinder	2.8x1.6 in. 60x40 m
Bucket cylinder	2.8x1.6 in. 60x35 m
Attachment used for specification	61.8 in. 1570 mm

CYCLE TIMES	
Boom raising time	4.5 sec
Boom lowering time	3.1 sec
Bucket rollback time	2.2 sec
Bucket dumping time	3.0 sec

COMPATIBLE BUCKET SIZES

TYM's multi-purpose buckets are capable of bulldozing, scraping, loading, metering, moving, and clamping material.

66" Front-End Loader bucket



Designed for your world

TYM creates tractors that bring together alluring form, advanced function and accessible value. Through Korean expertise in design, engineering and manufacturing, the company helps owners overcome every obstacle as they shape the world around them.

Headquartered in Korea with distribution across North America, Europe, and Asia, and assembly operations in the USA, TYM has been empowering customers for over 70 years.

www.tym.world